LED Solar Flood light

YTFL015SL

MEGAMAN®

PRODUCT DATASHEET

200W/ 400W/ 600W

MS SIRIM





Product Features

- Ultra-Slim body with private mold design
- 12+ hours of continuous lighting on a full charge
- Smart Lighting System auto optimizes brightness
- High Output & Superior Optical Performance
- IP65 Silicone seal ring complete resistance water & dust
- 3M heavy-duty cable & Fully CE & RoHS certified

Application

- Yard
- Residential
- Parking lot
- Warehouse
- Factory



www.megaman.com.my
megamanlightingmalaysia@gmail.com
© Copyright 2026. All rights reserved by MEGAMAN.,

LED Solar Flood light

YTFL015SL

PRODUCT DATASHEET

200W/ 400W/ 600W







General Information Data

Electrical parameters	
Rated Voltage	5VDC
Safety Class	Class Ⅲ
Life Data	
Life Time(L70)	35000h
Switch Times	-
Operation Data	
IP/IK	IP65/IK05
Operating Temperature	-10°C~+50°C
Storage Temperature	-20°C~+60°C

Photoelectric Parameter

Model	Equivalent Watts (W)	Led Chip	Luminous Flux (lm)	Ra	Beam Angle
YTFL015SL-200W	200W	2835/352Pcs	1300	80	90°-110°
YTFL015SL-400W	400W	2835/432Pcs	2700	80	90°-110°
YTFL015SL-600W	600W	2835/600Pcs	4100	80	90°-110°

Battery Parameter

Model	Type	Capacity	Charging Time	Lighting Time (automatic mode)
YTFL015SL-200W	LiFePO4	3.2V 15AH	6~8h	10~12h
YTFL015SL-400W	LiFePO4	3.2V 25AH	6~8h	10~12h
YTFL015SL-600W	LiFePO4	3.2V 30AH	6~8h	10~12h

www.megaman.com.my
megamanlightingmalaysia@gmail.com
© Copyright 2026. All rights reserved by MEGAMAN.,

LED Solar Flood light

YTFL015SL

PRODUCT DATASHEET

200W/ 400W/ 600W



Solar Panel Parameter

Model	Type	Panel Material	Color	Frame material	Wire length
YTFL015SL-200W	12.45W	Monocrystalline Silicon	Black	Aluminum	3m
YTFL015SL-400W	21.8W	Monocrystalline Silicon	Black	Aluminum	3m
YTFL015SL-600W	40.5W	Monocrystalline Silicon	Black	Aluminum	3m

Accessories

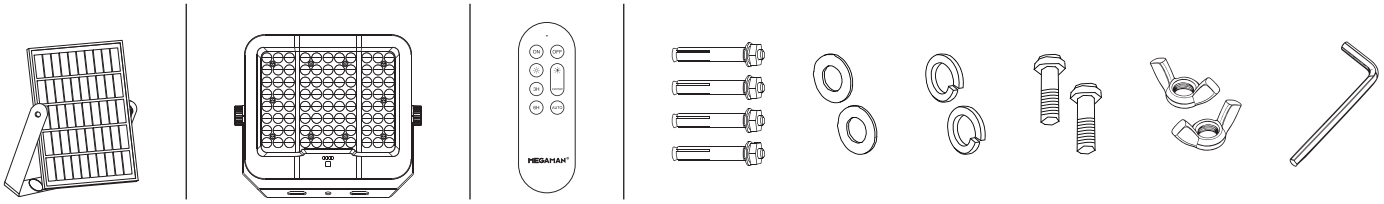

1pcs | 1pcs | 1pcs | 4pcs | 2pcs | 2pcs | 2pcs | 2pcs | 1pcs

Installation Guide

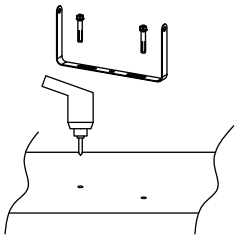

1. Drill holes at the installation position based on the bracket alignment, then insert and tap the expansion anchors into place.

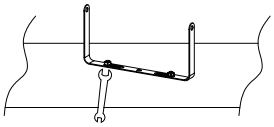

2. Use a wrench to tighten the screws and secure the bracket to the surface.

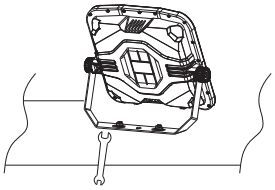

3. Mount the lamp body onto the bracket and secure it by tightening the side screws.

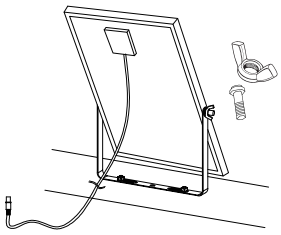

4. Attach and secure the solar panel to the bracket using the provided wing screws.

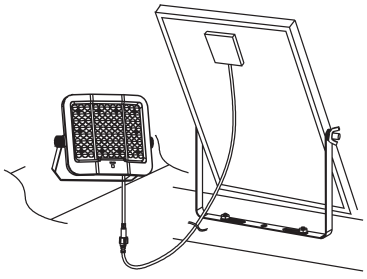

5. Connect the solar panel cable to the lamp body connector and tighten the screw cap.

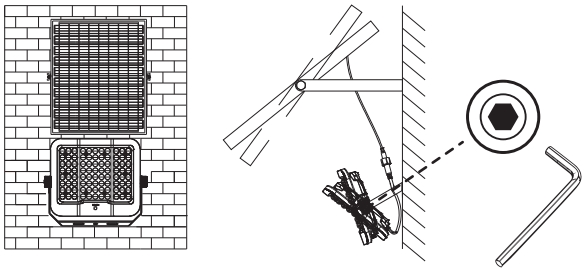

6. Adjust the solar panel to the optimal angle for maximum sunlight exposure, then use Allen key tighten the screws. Adjust the lamp body to your desired lighting direction and secure

www.megaman.com.my
megamanlightingmalaysia@gmail.com
© Copyright 2026. All rights reserved by MEGAMAN.,

LED Solar Flood light

YTFL015SL

PRODUCT DATASHEET

200W/ 400W/ 600W

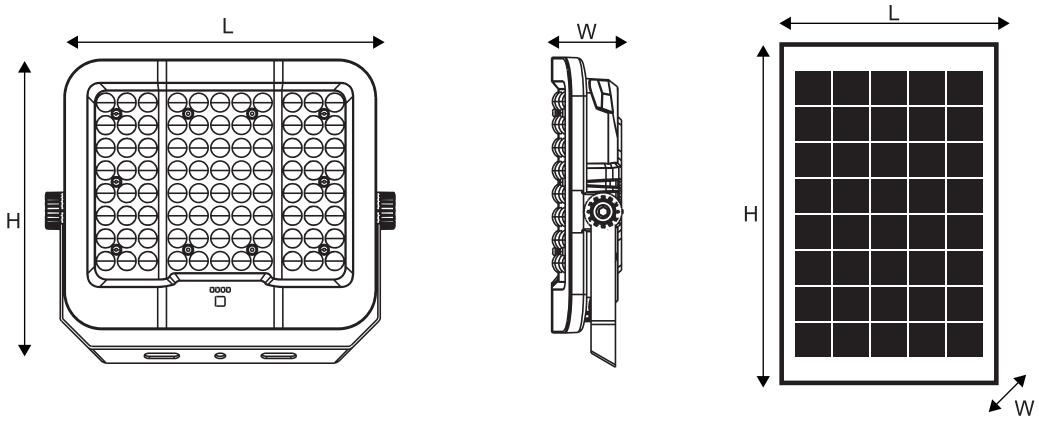

Dimensional Drawing & Packaging Information

Model	Lamp Size (L*W*H)mm	Panel Size (L*W*H)mm	Color Box (L*W*H)mm	Outer Box (L*W*H)mm	Packaging Unit (PCS/CTN)
YTFL015SL-200W	249*54*215	235*17*350	241*94*358	500*495*378	10
YTFL015SL-400W	283*54*248	400*17*350	358*96*416	505*430*378	5
YTFL015SL-600W	320*54*280	350*17*530	358*105*546	505*550*378	5

Setting Of The Remote

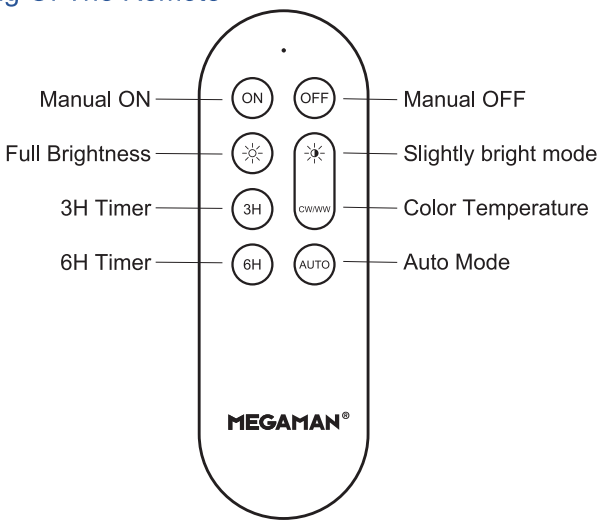

Under automatic mode, the light will automatically turn on when its dark and automatically turn off the light in the morning(into charging mode).

Cautions

Please keep installation tools away from children. This product contains recyclable batteries; do not dispose of them in household waste, and strictly avoid exposure to open flames due to explosion risks. Never connect the fixture to 110V/220V AC power, as this will damage the lamp body. Ensure the solar panel and lamp body are securely mounted on a flat, stable surface to prevent injuries caused by wind or falling. Avoid installing the lamp near air conditioners, heating sources, or high-voltage power grids. For optimal charging efficiency, clean dust and debris from the solar panel surface every 3–4 months. Please note that during prolonged cloudy and rainy days, charging efficiency will naturally decrease, resulting in shorter lighting hours.

www.megaman.com.my
megamanlightingmalaysia@gmail.com
© Copyright 2026. All rights reserved by MEGAMAN.,